

---

## Punch Report

Created: 04-07-2020  
Creator: Andrew White (@AWH)  
Status:  
Dates: 09-12-2019 - 04-07-2020

### Recipients

andrewwhite@fieldwire.com

---

## Categories

Inspections (IN)

## #35 - Punch Walk

Verified | Andrew White | Inspections

Plan: A2.01-2 - Building 2 Floor Plans | Location: Room 108

Tags: #pre-punch\_list

Created 03-20-2020 | Completed 03-20-2020 | Verified 03-20-2020

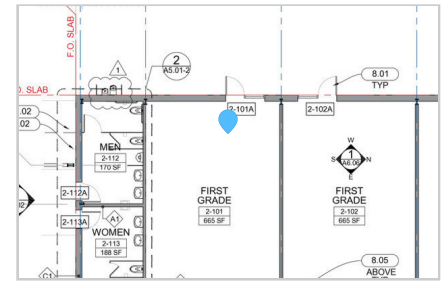

### Checklist

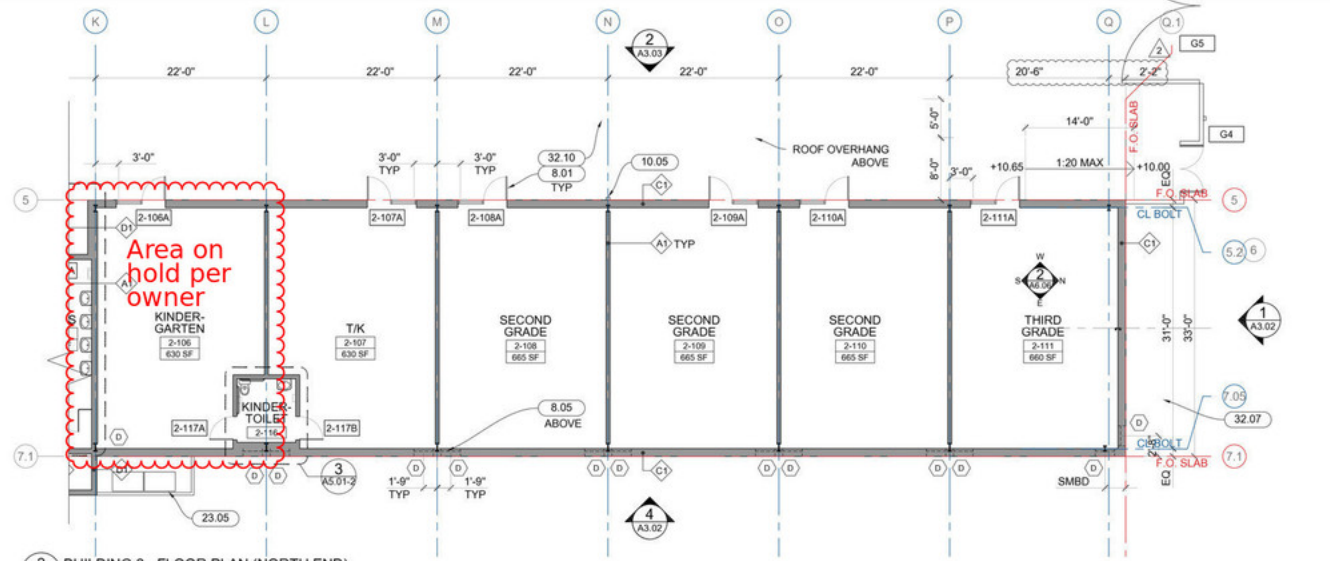
- north wall (@AWH - 03-20-2020)
- east wall (@AWH - 03-20-2020)
- south wall (@AWH - 03-20-2020)
- west wall (@AWH - 03-20-2020)
- flooring (@AWH - 03-20-2020)
- ceiling (@AWH - 03-20-2020)
- doors & frames (@AWH - 03-20-2020)
- door hardware (@AWH - 03-20-2020)
- glazing/windows (@AWH - 03-20-2020)
- caulking complete (@AWH - 03-20-2020)
- mechanical finish trim (@AWH - 03-20-2020)
- electrical finish trim (@AWH - 03-20-2020)
- light fixtures (@AWH - 03-20-2020)
- fire suppression finish trim (@AWH - 03-20-2020)
- plumbing finish trim (@AWH - 03-20-2020)
- finish paint coat (@AWH - 03-20-2020)
- casework (if applicable) (@AWH - 03-20-2020)
- furniture (if applicable) (@AWH - 03-20-2020)

### Task messages (time in PDT)

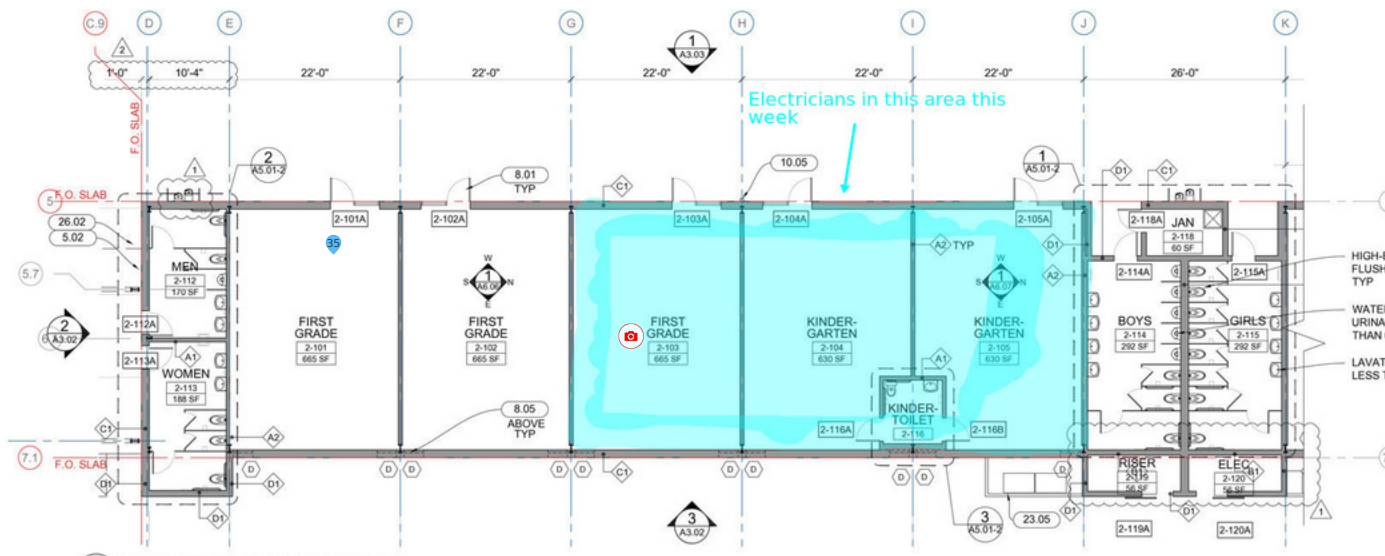
Andrew White	Photo 1	20 Mar 09:30 PM
Andrew White	Photo 2	20 Mar 09:30 PM
Andrew White	Photo 3	20 Mar 09:30 PM
Andrew White	Looks good! @Verified	20 Mar 09:45 PM

### Photos





**2 BUILDING 2 - FLOOR PLAN (NORTH END)**  
A2.01-2 SCALE: 1/8" = 1'-0"



**1 BUILDING 2 - FLOOR PLAN (SOUTH END)**  
A2.01-2 SCALE: 1/8" = 1'-0"

NOTE:  
FOR STRUCTURAL STEEL  
LAYOUT SEE METAL  
BUILDING DRAWINGS

KEYNOTES		Project Title:
<b>PLANS &amp; ELEVATIONS</b>		
3.01	CONCRETE WALL (SSD)	
3.02	CONCRETE STAIR (SSD)	
3.03	SLAB-ON GRADE CONCRETE (SCD, SSD)	
3.04	CONC PLANTER W/ CURBS (SLD, SCD)	
3.05	CONTROL JOINT	
3.06	CONCRETE CURB (SCD, SSD)	
3.07	CONCRETE FOUNDATION (SSD)	
3.08	TROWEL CONC STAIR NOSING (SCD)	
3.09	RUNNEL (CONC)	
5.01	METAL GUARDRAIL	
5.02	METAL HANDRAIL	
5.03	STRUCTURAL STEEL (SSD)	
5.04	SHEET METAL	
5.05	RIBBED METAL PANEL SIDING	
5.06	PERFORATED METAL FIN	
5.07	EXPOSED METAL DECKING	
6.01	WOOD SIDING	
6.02	WOOD POST (SSD)	
6.03	EXPOSED WOOD BEAM (SSD)	
6.04	EXPOSED WOOD RAFTERS (SSD)	
6.05	PLYWOOD PANEL	
6.06	PL-AM COUNTERTOP	
6.07	WOOD 3X DECKING	
6.08	WOOD TRIM	
6.09	BUILT-IN CASEWORK	
6.10	FURNISHING (ALLOWANCE)	
7.01	STANDING SEAM METAL ROOF	
7.02	SHEET METAL GUTTER	
7.03	SHEET METAL FLASHING	
7.04	METAL PIPE DOWNSPOUT	
7.05	ROOF VENTS	
7.06	INSULATION	
7.07	ALUMINUM REGLET TRIM	
8.01	METAL DOORS AND FRAMES	
8.02	METAL & GLASS DOORS AND FRAMES	
8.03	SOLID WOOD DOORS	
8.04	ACCESS DOORS AND PANELS	
8.05	WINDOWS AND FRAMES	
8.06	METAL AND PLASTIC SKYLIGHTS	
8.07	SUPPLY AIR	
9.01	GYPNUM BOARD	
9.02	LINED INSULATION	
9.03	FRP G/ GYP BD	
9.04	SUSPENDED ACOUSTICAL CEILING TILES	
9.05	SUSPENDED GYPNUM BOARD CEILING	
9.06	RUBBER BASE	
9.07	TILE WAINSCOT	
9.08	COVERED TILE BASE	
10.01	ROOM SIGNAGE	
10.02	ACCESSIBLE ENTRANCE SIGNAGE	
10.03	TOILET AND BATH ACCESSORIES	
10.04	TOILET PARTITIONS	
10.05	FIRE EXTINGUISHER CABINET	
10.06	METAL SHELVING	
10.07	FIRE DEPT. KNOX BOX	
12.01	RESIDENTIAL APPLIANCES	
12.02	BICYCLE RACKS	
12.03	TRASH & RECYCLING RECEPTACLES	
21.01	FIRE SPRINKLER RISER	
21.02	FIRE SPRINKLER HEAD	
21.03	FIRE HYDRANT	
22.01	PLUMBING FIXTURES & FITTINGS (SPD)	
22.02	HOSE BIBB (SPD)	
22.03	PLUMBING ROOF VENT (SPD)	
22.04	RAINWATER SYSTEM (SPD)	
23.01	MECHANICAL ROOF VENT (SMD)	
23.02	MECHANICAL RADIATOR (SMD)	
23.04	EXHAUST FAN (SMD)	
23.05	MECHANICAL UNIT (SMD)	
26.01	ELECTRICAL EQUIPMENT, DEVICES (SED)	
26.02	LIGHTING FIXTURE (SED)	
26.03	FIRE ALARM SYSTEM	
26.04	CEILING FAN	
26.05	PV PANELS, BY OWNER	
26.07	WEATHER STATION	
27.01	AUDIO-VIDEO DEVICES, BY OWNER	
27.02	DATA DEVICE, BY OWNER	
27.03	CONDUIT, RING & STRING	
32.01	(E) ASPHALT, PATCH AS REQD (SCD), BO	
32.02	PERMEABLE PAVERS	
32.04	METAL GREEN SCREEN DEVICE	
32.05	IRRIGATION (SLD)	
32.06	PLANTING, BY OWNER	
32.07	METAL FENCING & GATE	
32.08	DECOMPOSED GRANITE (SLD)	
32.09	PAVEMENT STRIPING, BY OWNER	
32.10	BIOSWALE (SLD, SCD)	
33.01	FOUNDATION DRAINAGE	
33.02	STORM DRAIN (SCD), BY OWNER	

No.	Description	Submittal	Date
1	PERMIT RESUBMITTAL		09/18/14
2	CONSTRUCTION SET		10/30/14

Issue Note:  
**CONSTRUCTION SET**  
10/30/2014

Project ID:  
File Name: VA\_A2.01-2  
Drawn by: VAO  
Checked by:  
Plot Date:  
Scale: AS NOTED

Sheet Title:  
**Building 2 Floor Plans**

Sheet No.:  
**A2.01-2**

